

Spearfish Public Schools Long-Range Facilities Planning Survey

Tuesday, May 05, 2020

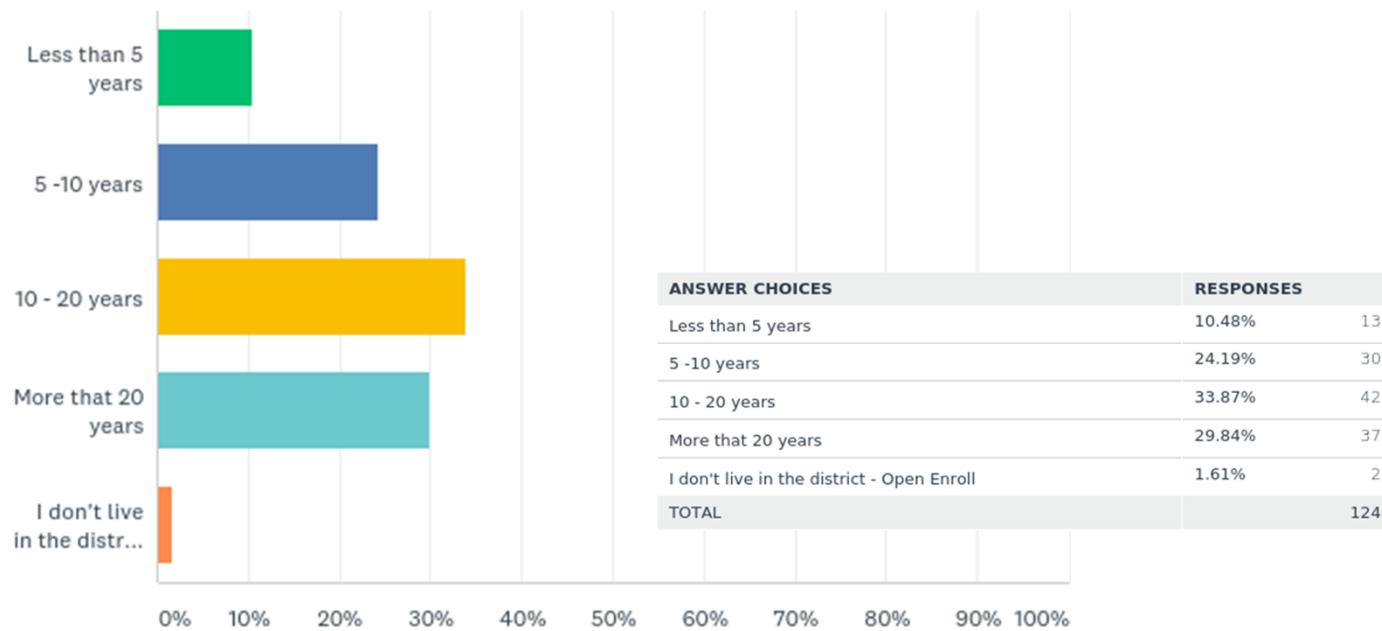
124

Total Responses



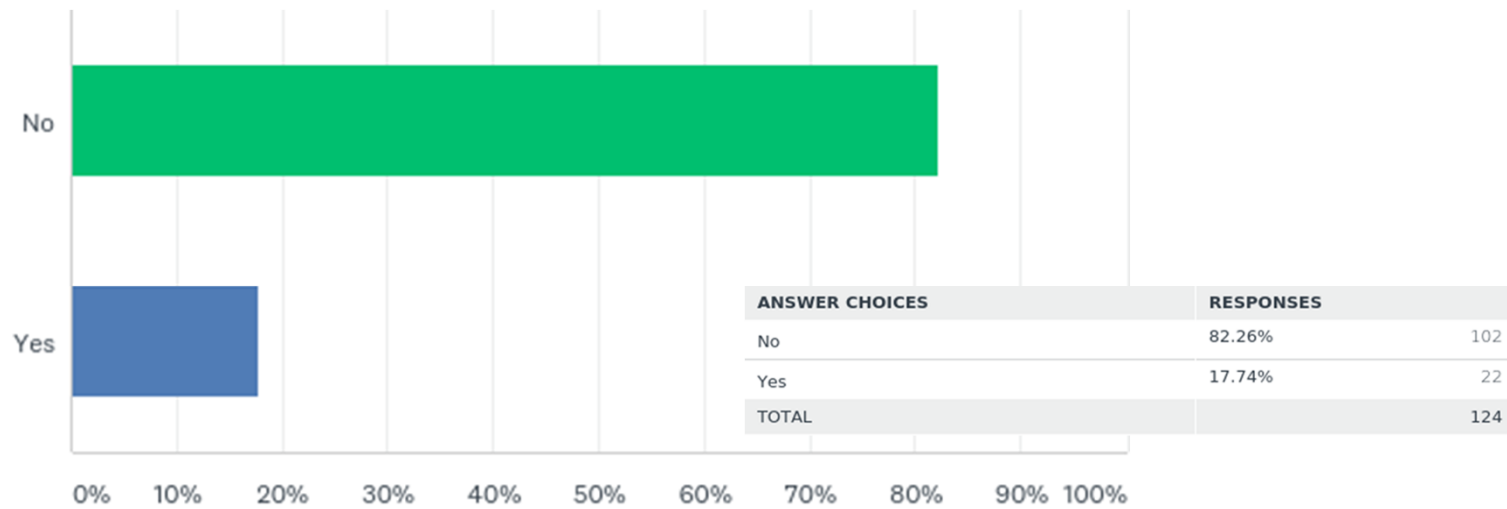
Q1: How long have you lived in the Spearfish School District?

Answered: 124 Skipped: 0



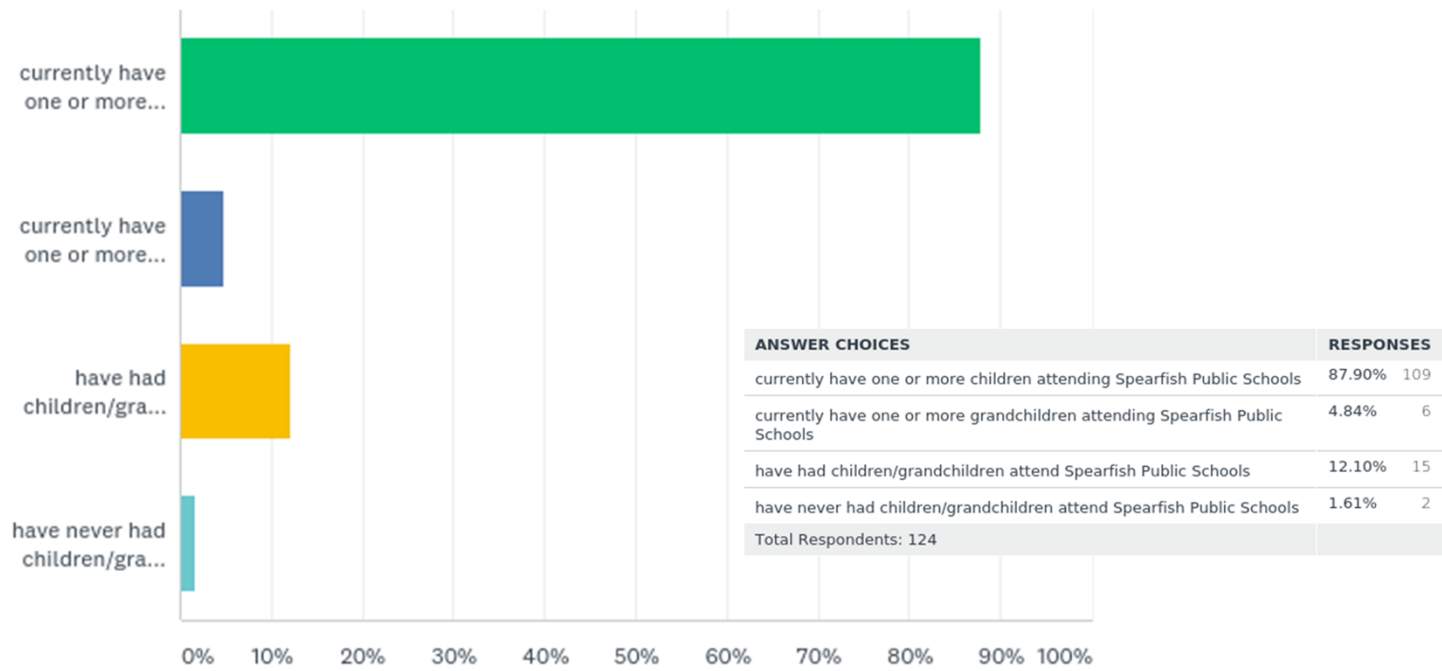
Q2: Did you graduate from Spearfish School District?

Answered: 124 Skipped: 0



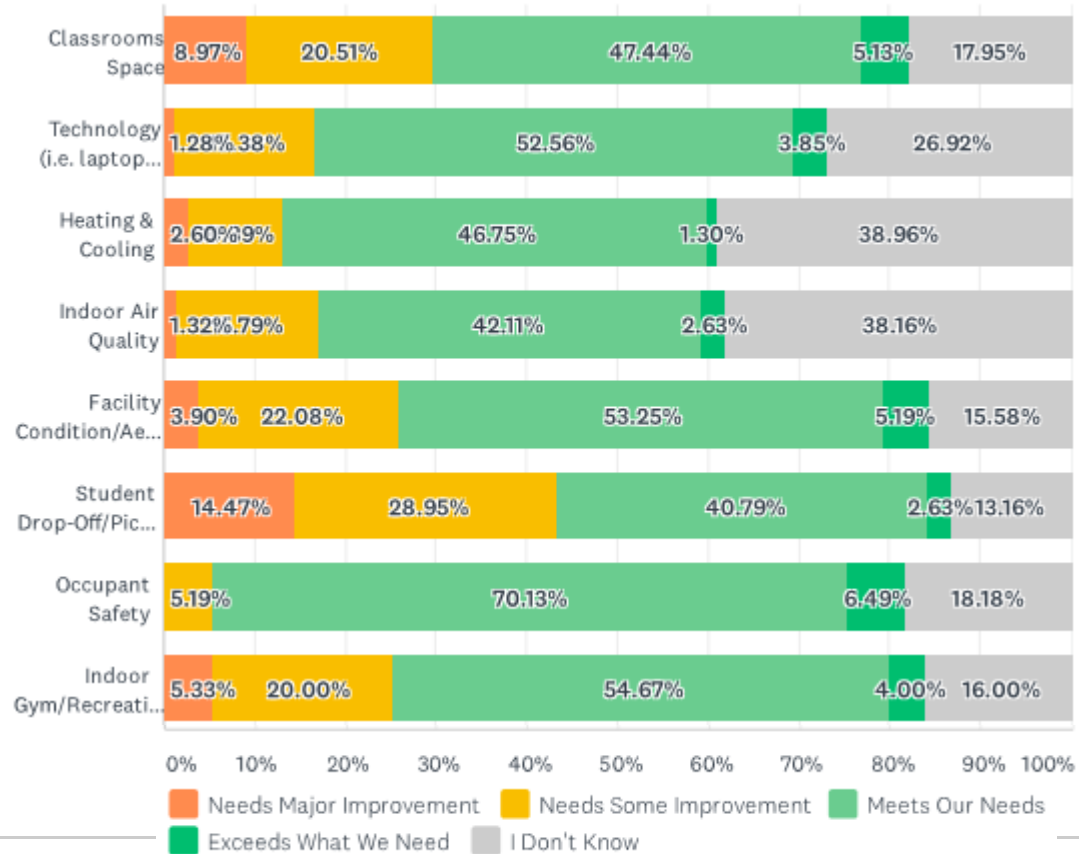
Q3: I (parent, grandparent, or guardian)...

Answered: 124 Skipped: 0



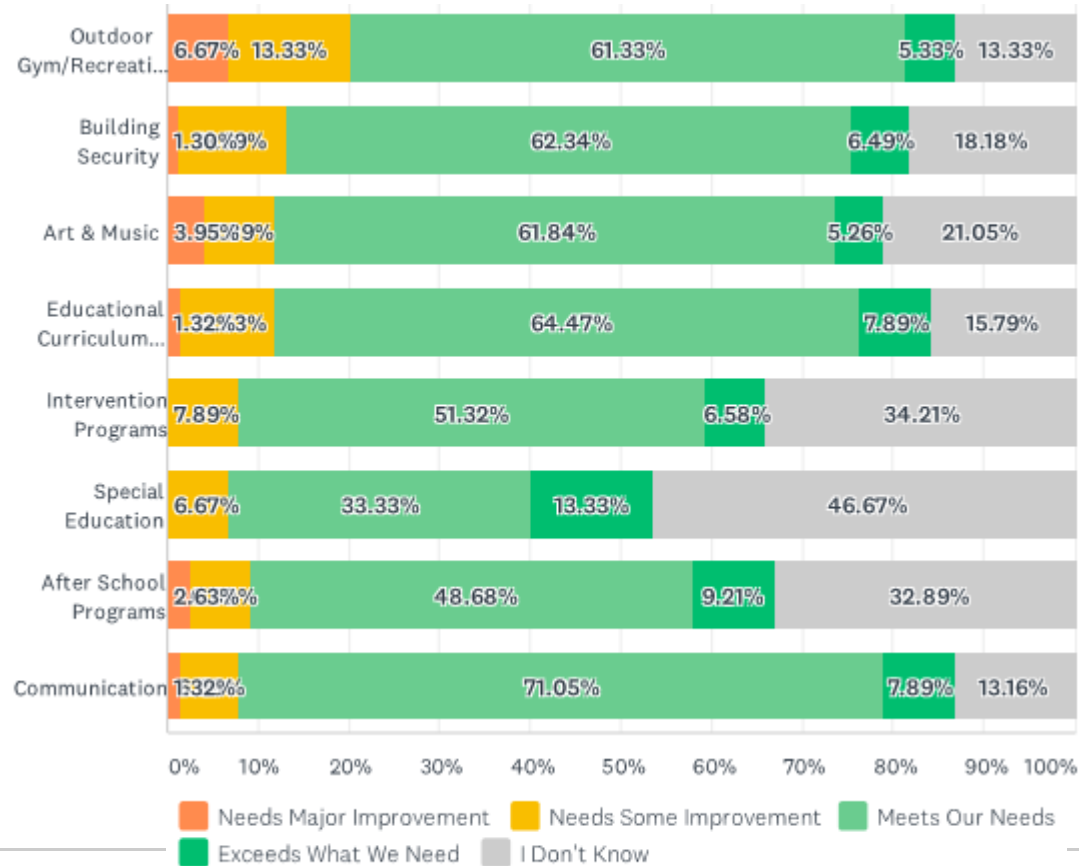
Q4: Rate each of the following at Mt. View Elementary using one of the descriptions provided. You can skip this question if you have no knowledge of this facility.

Answered: 78 Skipped: 46



Q4: Rate each of the following at Mt. View Elementary using one of the descriptions provided. You can skip this question if you have no knowledge of this facility.

Answered: 78 Skipped: 46



Q4: Rate each of the following at Mt. View Elementary using one of the descriptions provided. You can skip this question if you have no knowledge of this facility.

Answered: 78 Skipped: 46

	NEEDS MAJOR IMPROVEMENT	NEEDS SOME IMPROVEMENT	MEETS OUR NEEDS	EXCEEDS WHAT WE NEED	I DON'T KNOW	TOTAL
Classrooms Space	8.97% 7	20.51% 16	47.44% 37	5.13% 4	17.95% 14	78
Technology (i.e. laptops & tablets)	1.28% 1	15.38% 12	52.56% 41	3.85% 3	26.92% 21	78
Heating & Cooling	2.60% 2	10.39% 8	46.75% 36	1.30% 1	38.96% 30	77
Indoor Air Quality	1.32% 1	15.79% 12	42.11% 32	2.63% 2	38.16% 29	76
Facility Condition/Aesthetics	3.90% 3	22.08% 17	53.25% 41	5.19% 4	15.58% 12	77
Student Drop-Off/Pick-Up for Parents & Buses	14.47% 11	28.95% 22	40.79% 31	2.63% 2	13.16% 10	76
Occupant Safety	0.00% 0	5.19% 4	70.13% 54	6.49% 5	18.18% 14	77
Indoor Gym/Recreational Space	5.33% 4	20.00% 15	54.67% 41	4.00% 3	16.00% 12	75

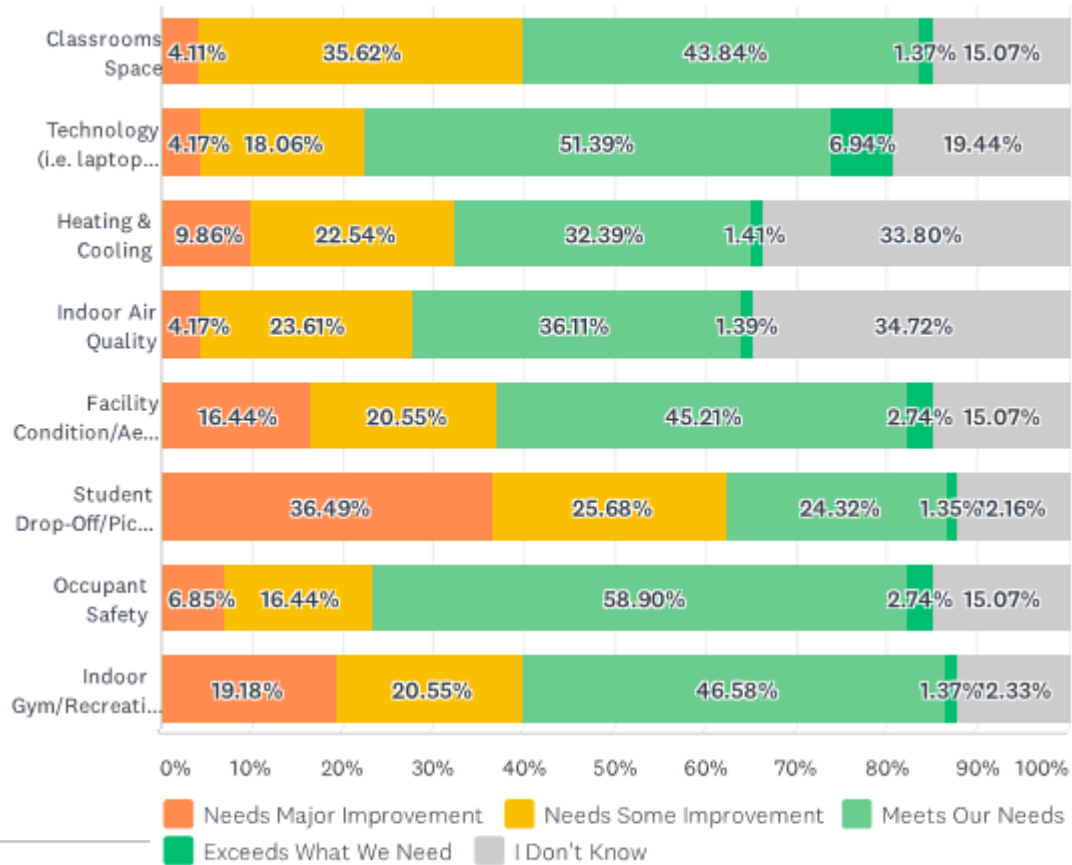
Q4: Rate each of the following at Mt. View Elementary using one of the descriptions provided. You can skip this question if you have no knowledge of this facility.

Answered: 78 Skipped: 46

	NEEDS MAJOR IMPROVEMENT	NEEDS SOME IMPROVEMENT	MEETS OUR NEEDS	EXCEEDS WHAT WE NEED	I DON'T KNOW	TOTAL
Outdoor Gym/Recreational Space	6.67% 5	13.33% 10	61.33% 46	5.33% 4	13.33% 10	75
Building Security	1.30% 1	11.69% 9	62.34% 48	6.49% 5	18.18% 14	77
Art & Music	3.95% 3	7.89% 6	61.84% 47	5.26% 4	21.05% 16	76
Educational Curriculum (social, gross/fine motor, preparedness etc.)	1.32% 1	10.53% 8	64.47% 49	7.89% 6	15.79% 12	76
Intervention Programs	0.00% 0	7.89% 6	51.32% 39	6.58% 5	34.21% 26	76
Special Education	0.00% 0	6.67% 5	33.33% 25	13.33% 10	46.67% 35	75
After School Programs	2.63% 2	6.58% 5	48.68% 37	9.21% 7	32.89% 25	76
Communication	1.32% 1	6.58% 5	71.05% 54	7.89% 6	13.16% 10	76

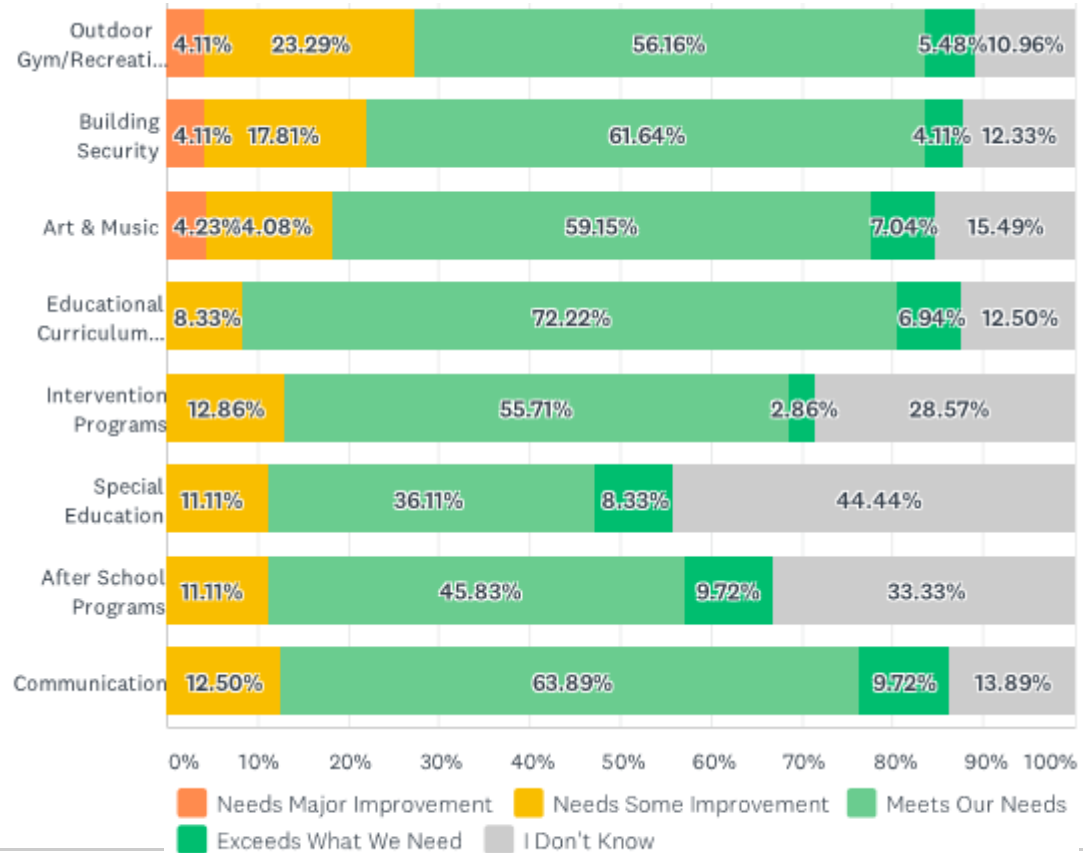
Q5: Rate each of the following at West Elementary using one of the descriptions provided. You can skip this question if you have no knowledge of this facility.

Answered: 74 Skipped: 50



Q5: Rate each of the following at West Elementary using one of the descriptions provided. You can skip this question if you have no knowledge of this facility.

Answered: 74 Skipped: 50



Q5: Rate each of the following at West Elementary using one of the descriptions provided. You can skip this question if you have no knowledge of this facility.

Answered: 74 Skipped: 50

	NEEDS MAJOR IMPROVEMENT	NEEDS SOME IMPROVEMENT	MEETS OUR NEEDS	EXCEEDS WHAT WE NEED	I DON'T KNOW	TOTAL
Classrooms Space	4.11% 3	35.62% 26	43.84% 32	1.37% 1	15.07% 11	73
Technology (i.e. laptops & tablets)	4.17% 3	18.06% 13	51.39% 37	6.94% 5	19.44% 14	72
Heating & Cooling	9.86% 7	22.54% 16	32.39% 23	1.41% 1	33.80% 24	71
Indoor Air Quality	4.17% 3	23.61% 17	36.11% 26	1.39% 1	34.72% 25	72
Facility Condition/Aesthetics	16.44% 12	20.55% 15	45.21% 33	2.74% 2	15.07% 11	73
Student Drop-Off/Pick-Up for Parents & Buses	36.49% 27	25.68% 19	24.32% 18	1.35% 1	12.16% 9	74
Occupant Safety	6.85% 5	16.44% 12	58.90% 43	2.74% 2	15.07% 11	73
Indoor Gym/Recreational Space	19.18% 14	20.55% 15	46.58% 34	1.37% 1	12.33% 9	73

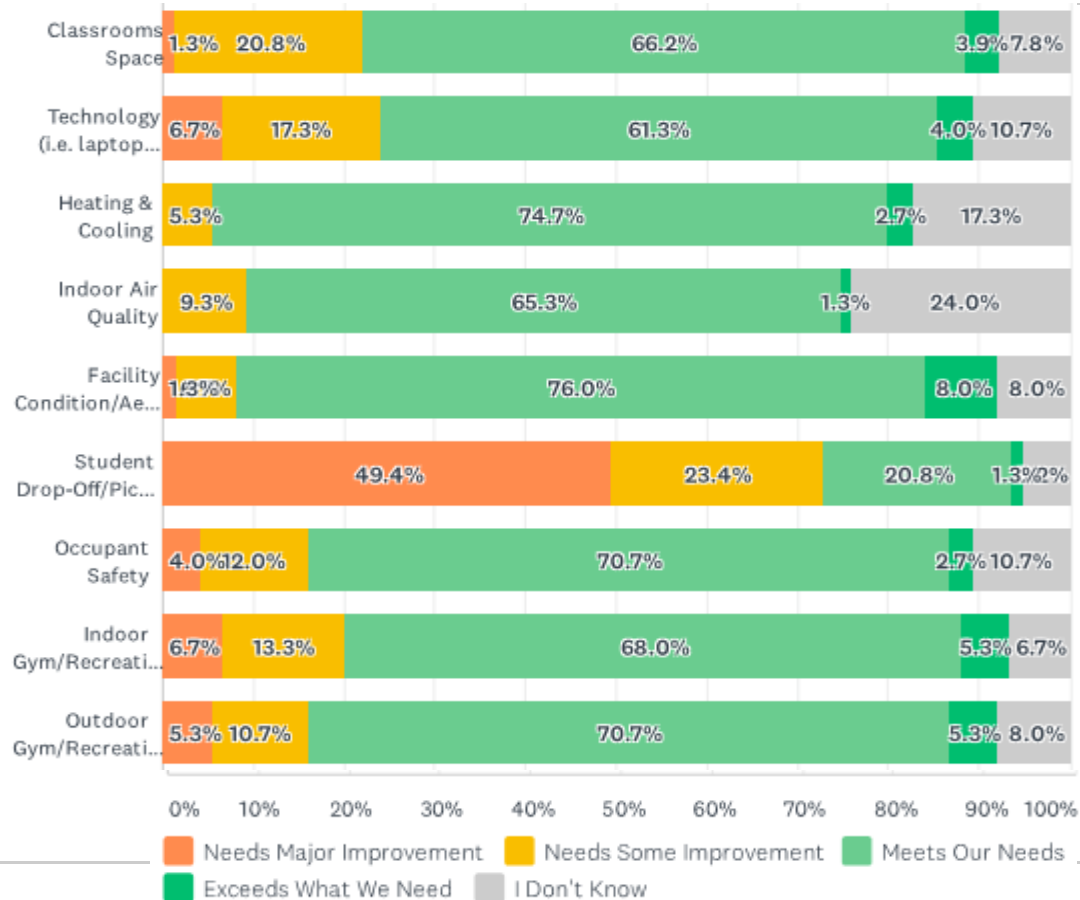
Q5: Rate each of the following at West Elementary using one of the descriptions provided. You can skip this question if you have no knowledge of this facility.

Answered: 74 Skipped: 50

	NEEDS MAJOR IMPROVEMENT	NEEDS SOME IMPROVEMENT	MEETS OUR NEEDS	EXCEEDS WHAT WE NEED	I DON'T KNOW	TOTAL
Outdoor Gym/Recreational Space	4.11% 3	23.29% 17	56.16% 41	5.48% 4	10.96% 8	73
Building Security	4.11% 3	17.81% 13	61.64% 45	4.11% 3	12.33% 9	73
Art & Music	4.23% 3	14.08% 10	59.15% 42	7.04% 5	15.49% 11	71
Educational Curriculum (social, gross/fine motor, reading, math, etc.)	0.00% 0	8.33% 6	72.22% 52	6.94% 5	12.50% 9	72
Intervention Programs	0.00% 0	12.86% 9	55.71% 39	2.86% 2	28.57% 20	70
Special Education	0.00% 0	11.11% 8	36.11% 26	8.33% 6	44.44% 32	72
After School Programs	0.00% 0	11.11% 8	45.83% 33	9.72% 7	33.33% 24	72
Communication	0.00% 0	12.50% 9	63.89% 46	9.72% 7	13.89% 10	72

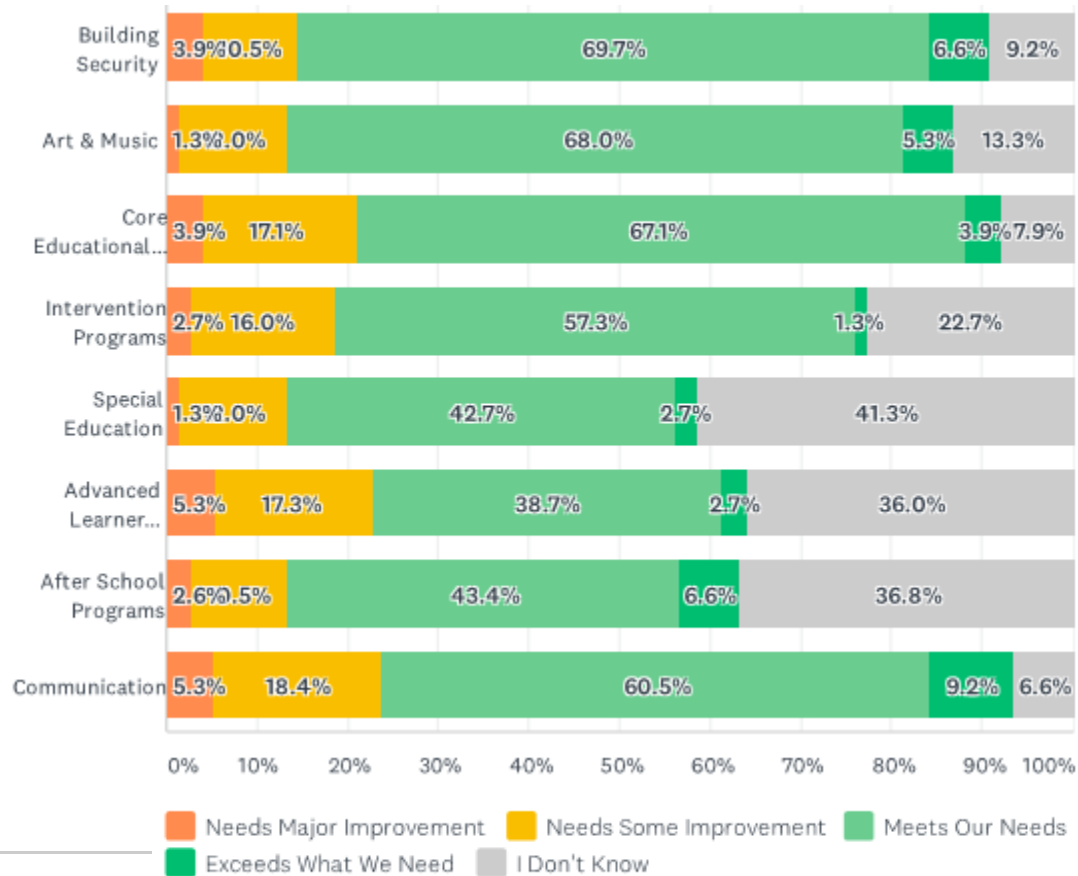
Q6: Rate each of the following at Creekside Elementary using one of the descriptions provided. You can skip this question if you have no knowledge of this facility.

Answered: 77 Skipped: 47



Q6: Rate each of the following at Creekside Elementary using one of the descriptions provided. You can skip this question if you have no knowledge of this facility.

Answered: 77 Skipped: 47



Q6: Rate each of the following at Creekside Elementary using one of the descriptions provided. You can skip this question if you have no knowledge of this facility.

Answered: 77 Skipped: 47

	NEEDS MAJOR IMPROVEMENT	NEEDS SOME IMPROVEMENT	MEETS OUR NEEDS	EXCEEDS WHAT WE NEED	I DON'T KNOW	TOTAL
Classrooms Space	1.3% 1	20.8% 16	66.2% 51	3.9% 3	7.8% 6	77
Technology (i.e. laptops & tablets)	6.7% 5	17.3% 13	61.3% 46	4.0% 3	10.7% 8	75
Heating & Cooling	0.0% 0	5.3% 4	74.7% 56	2.7% 2	17.3% 13	75
Indoor Air Quality	0.0% 0	9.3% 7	65.3% 49	1.3% 1	24.0% 18	75
Facility Condition/Aesthetics	1.3% 1	6.7% 5	76.0% 57	8.0% 6	8.0% 6	75
Student Drop-Off/Pick-Up for Parents & Buses	49.4% 38	23.4% 18	20.8% 16	1.3% 1	5.2% 4	77
Occupant Safety	4.0% 3	12.0% 9	70.7% 53	2.7% 2	10.7% 8	75
Indoor Gym/Recreational Space	6.7% 5	13.3% 10	68.0% 51	5.3% 4	6.7% 5	75

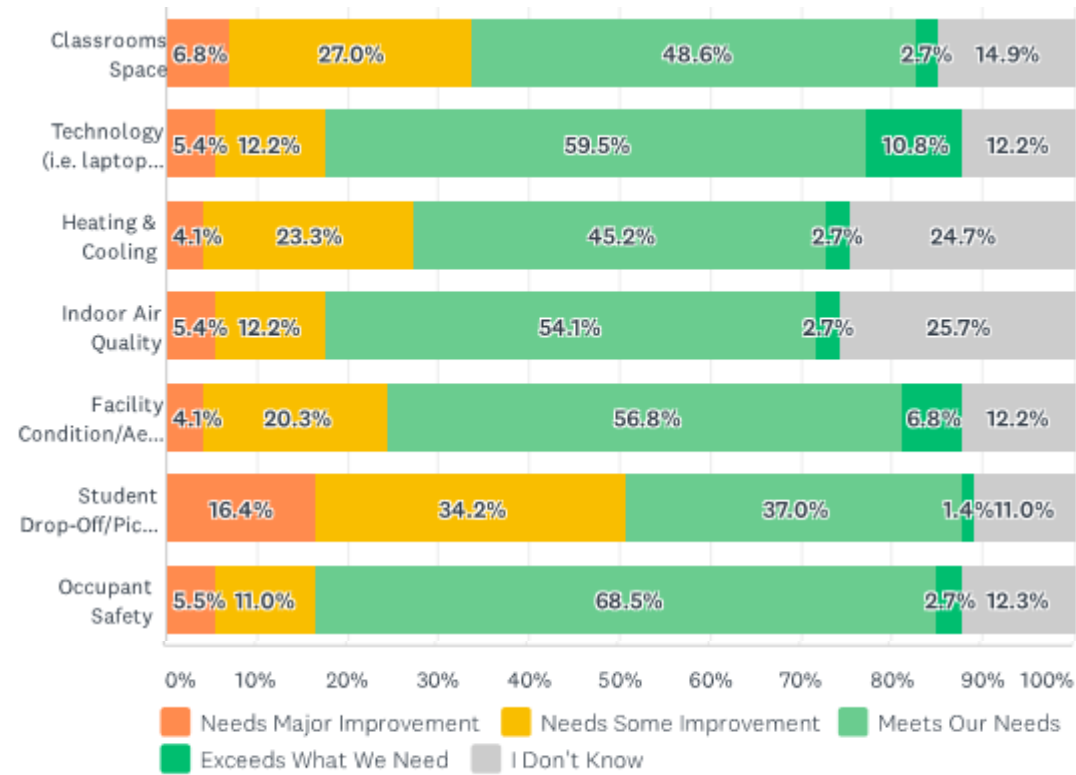
Q6: Rate each of the following at Creekside Elementary using one of the descriptions provided. You can skip this question if you have no knowledge of this facility.

Answered: 77 Skipped: 47

	NEEDS MAJOR IMPROVEMENT	NEEDS SOME IMPROVEMENT	MEETS OUR NEEDS	EXCEEDS WHAT WE NEED	I DON'T KNOW	TOTAL
Gym/Recreational Space	4	8	53	4	6	75
Building Security	3.9% 3	10.5% 8	69.7% 53	6.6% 5	9.2% 7	76
Art & Music	1.3% 1	12.0% 9	68.0% 51	5.3% 4	13.3% 10	75
Core Educational Curriculum (social, reading, writing, math, etc.)	3.9% 3	17.1% 13	67.1% 51	3.9% 3	7.9% 6	76
Intervention Programs	2.7% 2	16.0% 12	57.3% 43	1.3% 1	22.7% 17	75
Special Education	1.3% 1	12.0% 9	42.7% 32	2.7% 2	41.3% 31	75
Advanced Learner Curriculum	5.3% 4	17.3% 13	38.7% 29	2.7% 2	36.0% 27	75
After School Programs	2.6% 2	10.5% 8	43.4% 33	6.6% 5	36.8% 28	76
Communication	5.3% 4	18.4% 14	60.5% 46	9.2% 7	6.6% 5	76

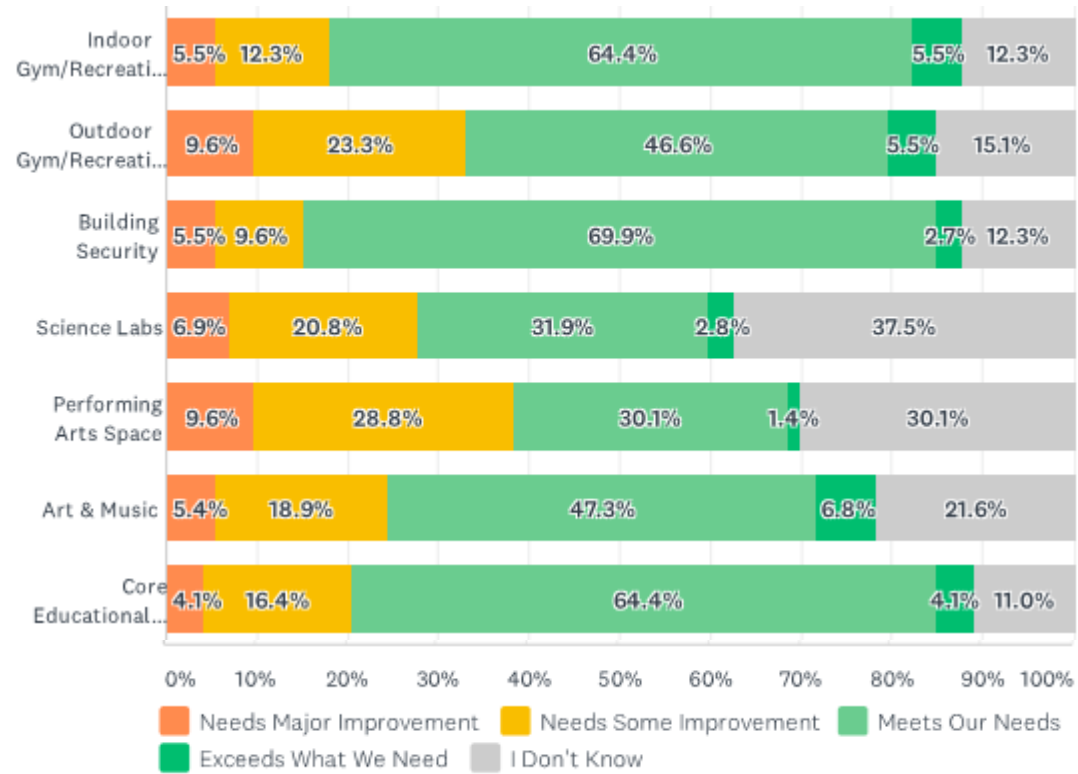
Q7: Rate each of the following at the Middle School using one of the descriptions provided. You can skip this question if you have no knowledge of this facility.

Answered: 74 Skipped: 50



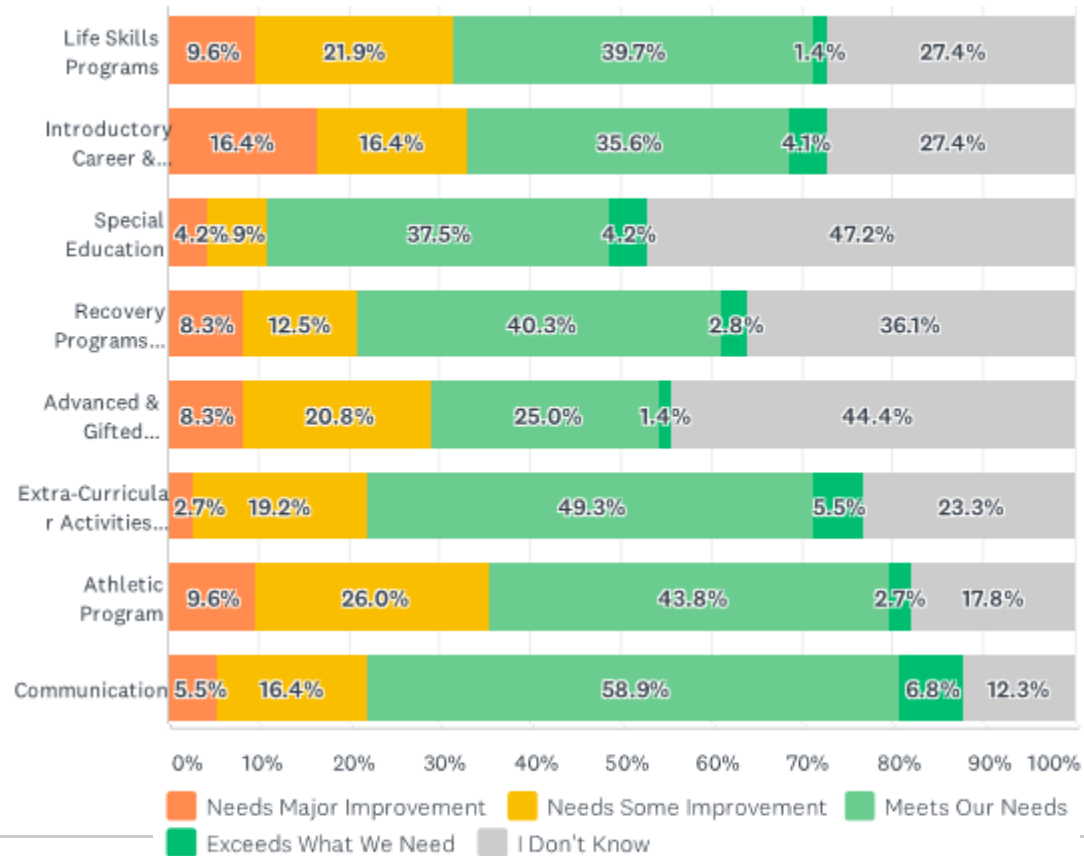
Q7: Rate each of the following at the Middle School using one of the descriptions provided. You can skip this question if you have no knowledge of this facility.

Answered: 74 Skipped: 50



Q7: Rate each of the following at the Middle School using one of the descriptions provided. You can skip this question if you have no knowledge of this facility.

Answered: 74 Skipped: 50



Q7: Rate each of the following at the Middle School using one of the descriptions provided. You can skip this question if you have no knowledge of this facility.

Answered: 74 Skipped: 50

	NEEDS MAJOR IMPROVEMENT	NEEDS SOME IMPROVEMENT	MEETS OUR NEEDS	EXCEEDS WHAT WE NEED	I DON'T KNOW	TOTAL
Classrooms Space	6.8% 5	27.0% 20	48.6% 36	2.7% 2	14.9% 11	74
Technology (i.e. laptops & tablets)	5.4% 4	12.2% 9	59.5% 44	10.8% 8	12.2% 9	74
Heating & Cooling	4.1% 3	23.3% 17	45.2% 33	2.7% 2	24.7% 18	73
Indoor Air Quality	5.4% 4	12.2% 9	54.1% 40	2.7% 2	25.7% 19	74
Facility Condition/Aesthetics	4.1% 3	20.3% 15	56.8% 42	6.8% 5	12.2% 9	74
Student Drop-Off/Pick-Up for Parents & Buses	16.4% 12	34.2% 25	37.0% 27	1.4% 1	11.0% 8	73
Occupant Safety	5.5% 4	11.0% 8	68.5% 50	2.7% 2	12.3% 9	73

Q7: Rate each of the following at the Middle School using one of the descriptions provided. You can skip this question if you have no knowledge of this facility.

Answered: 74 Skipped: 50

	NEEDS MAJOR IMPROVEMENT	NEEDS SOME IMPROVEMENT	MEETS OUR NEEDS	EXCEEDS WHAT WE NEED	I DON'T KNOW	TOTAL
Indoor Gym/Recreational Space	5.5% 4	12.3% 9	64.4% 47	5.5% 4	12.3% 9	73
Outdoor Gym/Recreational Space	9.6% 7	23.3% 17	46.6% 34	5.5% 4	15.1% 11	73
Building Security	5.5% 4	9.6% 7	69.9% 51	2.7% 2	12.3% 9	73
Science Labs	6.9% 5	20.8% 15	31.9% 23	2.8% 2	37.5% 27	72
Performing Arts Space	9.6% 7	28.8% 21	30.1% 22	1.4% 1	30.1% 22	73
Art & Music	5.4% 4	18.9% 14	47.3% 35	6.8% 5	21.6% 16	74
Core Educational Curriculum (reading, writing, math, science, social studies, etc.)	4.1% 3	16.4% 12	64.4% 47	4.1% 3	11.0% 8	73

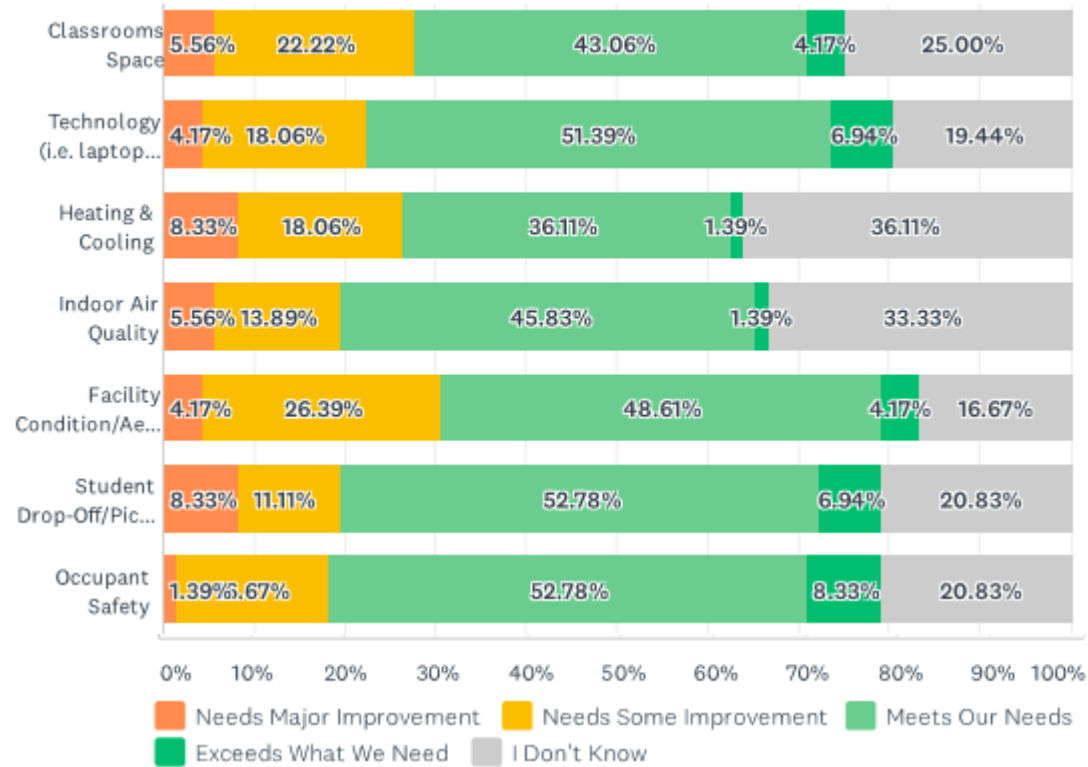
Q7: Rate each of the following at the Middle School using one of the descriptions provided. You can skip this question if you have no knowledge of this facility.

Answered: 74 Skipped: 50

	NEEDS MAJOR IMPROVEMENT	NEEDS SOME IMPROVEMENT	MEETS OUR NEEDS	EXCEEDS WHAT WE NEED	I DON'T KNOW	TOTAL
Life Skills Programs	9.6% 7	21.9% 16	39.7% 29	1.4% 1	27.4% 20	73
Introductory Career & Technical Education Programs	16.4% 12	16.4% 12	35.6% 26	4.1% 3	27.4% 20	73
Special Education	4.2% 3	6.9% 5	37.5% 27	4.2% 3	47.2% 34	72
Recovery Programs (reading, math, etc.)	8.3% 6	12.5% 9	40.3% 29	2.8% 2	36.1% 26	72
Advanced & Gifted Curriculum	8.3% 6	20.8% 15	25.0% 18	1.4% 1	44.4% 32	72
Extra-Curricular Activities (excluding athletics)	2.7% 2	19.2% 14	49.3% 36	5.5% 4	23.3% 17	73
Athletic Program	9.6% 7	26.0% 19	43.8% 32	2.7% 2	17.8% 13	73
Communication	5.5% 4	16.4% 12	58.9% 43	6.8% 5	12.3% 9	73

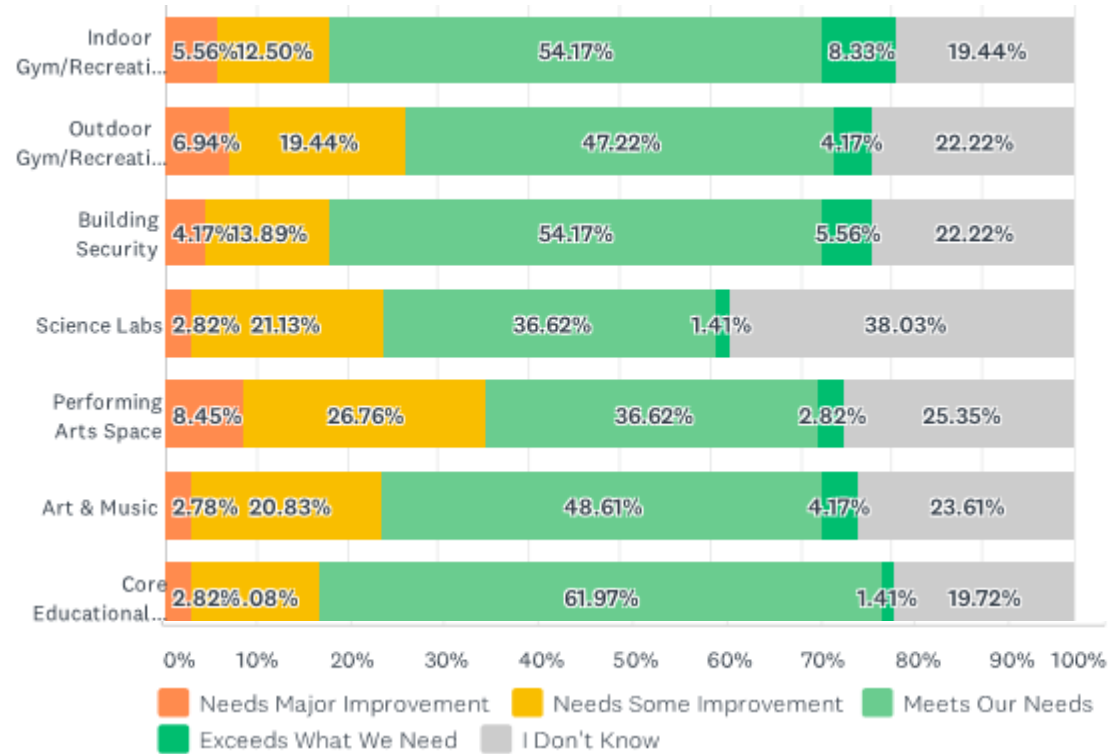
Q8: Rate each of the following at the High School using one of the descriptions provided. You can skip this question if you have no knowledge of this facility.

Answered: 72 Skipped: 52



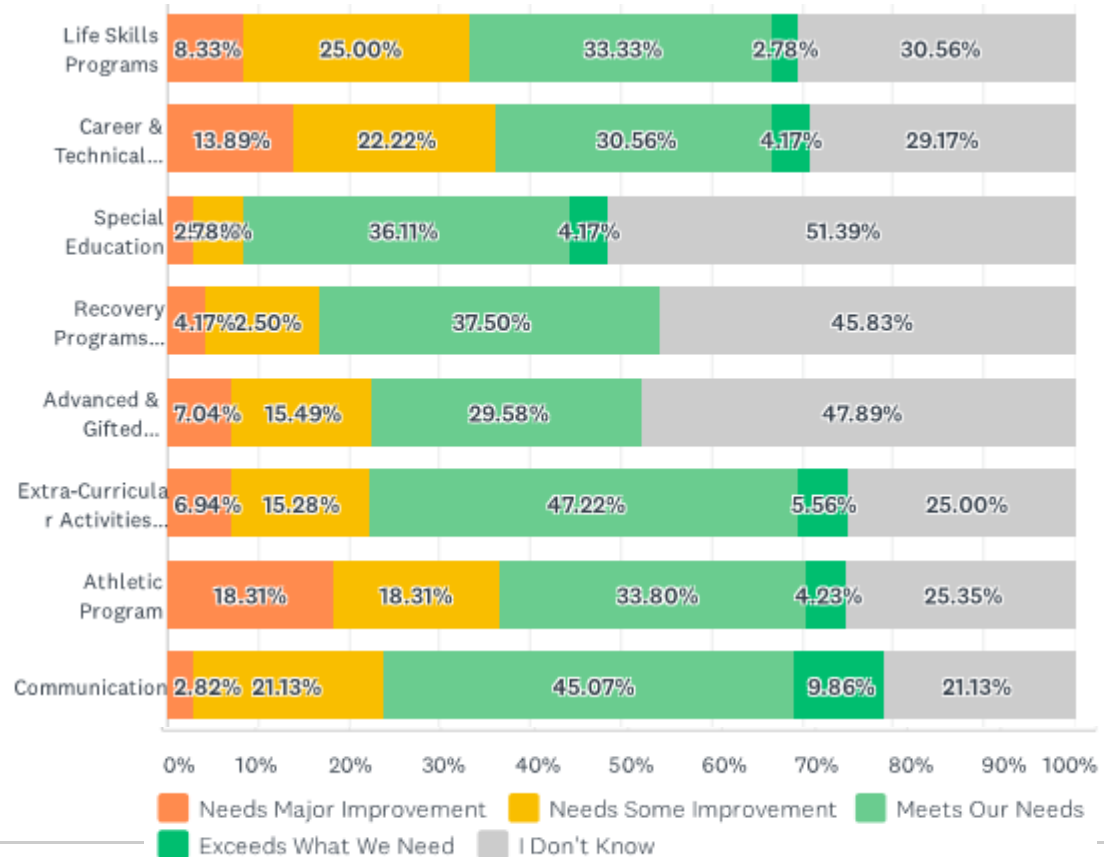
Q8: Rate each of the following at the High School using one of the descriptions provided. You can skip this question if you have no knowledge of this facility.

Answered: 72 Skipped: 52



Q8: Rate each of the following at the High School using one of the descriptions provided. You can skip this question if you have no knowledge of this facility.

Answered: 72 Skipped: 52



Q8: Rate each of the following at the High School using one of the descriptions provided. You can skip this question if you have no knowledge of this facility.

Answered: 72 Skipped: 52

	NEEDS MAJOR IMPROVEMENT	NEEDS SOME IMPROVEMENT	MEETS OUR NEEDS	EXCEEDS WHAT WE NEED	I DON'T KNOW	TOTAL
Classrooms Space	5.56% 4	22.22% 16	43.06% 31	4.17% 3	25.00% 18	72
Technology (i.e. laptops & tablets)	4.17% 3	18.06% 13	51.39% 37	6.94% 5	19.44% 14	72
Heating & Cooling	8.33% 6	18.06% 13	36.11% 26	1.39% 1	36.11% 26	72
Indoor Air Quality	5.56% 4	13.89% 10	45.83% 33	1.39% 1	33.33% 24	72
Facility Condition/Aesthetics	4.17% 3	26.39% 19	48.61% 35	4.17% 3	16.67% 12	72
Student Drop-Off/Pick-Up for Parents & Buses	8.33% 6	11.11% 8	52.78% 38	6.94% 5	20.83% 15	72
Occupant Safety	1.39% 1	16.67% 12	52.78% 38	8.33% 6	20.83% 15	72

Q8: Rate each of the following at the High School using one of the descriptions provided. You can skip this question if you have no knowledge of this facility.

Answered: 72 Skipped: 52

	NEEDS MAJOR IMPROVEMENT	NEEDS SOME IMPROVEMENT	MEETS OUR NEEDS	EXCEEDS WHAT WE NEED	I DON'T KNOW	TOTAL
Indoor Gym/Recreational Space	5.56% 4	12.50% 9	54.17% 39	8.33% 6	19.44% 14	72
Outdoor Gym/Recreational Space	6.94% 5	19.44% 14	47.22% 34	4.17% 3	22.22% 16	72
Building Security	4.17% 3	13.89% 10	54.17% 39	5.56% 4	22.22% 16	72
Science Labs	2.82% 2	21.13% 15	36.62% 26	1.41% 1	38.03% 27	71
Performing Arts Space	8.45% 6	26.76% 19	36.62% 26	2.82% 2	25.35% 18	71
Art & Music	2.78% 2	20.83% 15	48.61% 35	4.17% 3	23.61% 17	72
Core Educational Curriculum (reading, writing, math, science, social studies, etc.)	2.82% 2	14.08% 10	61.97% 44	1.41% 1	19.72% 14	71

Q8: Rate each of the following at the High School using one of the descriptions provided. You can skip this question if you have no knowledge of this facility.

Answered: 72 Skipped: 52

	NEEDS MAJOR IMPROVEMENT	NEEDS SOME IMPROVEMENT	MEETS OUR NEEDS	EXCEEDS WHAT WE NEED	I DON'T KNOW	TOTAL
Life Skills Programs	8.33% 6	25.00% 18	33.33% 24	2.78% 2	30.56% 22	72
Career & Technical Education Programs	13.89% 10	22.22% 16	30.56% 22	4.17% 3	29.17% 21	72
Special Education	2.78% 2	5.56% 4	36.11% 26	4.17% 3	51.39% 37	72
Recovery Programs (reading, math, etc.)	4.17% 3	12.50% 9	37.50% 27	0.00% 0	45.83% 33	72
Advanced & Gifted Curriculum	7.04% 5	15.49% 11	29.58% 21	0.00% 0	47.89% 34	71
Extra-Curricular Activities (excluding athletics)	6.94% 5	15.28% 11	47.22% 34	5.56% 4	25.00% 18	72
Athletic Program	18.31% 13	18.31% 13	33.80% 24	4.23% 3	25.35% 18	71
Communication	2.82% 2	21.13% 15	45.07% 32	9.86% 7	21.13% 15	71

What do we do with this information?

Next Steps:

1. Cross reference survey results with demographic study, stakeholder input, condition assessment and educational adequacy results.
2. Develop comprehensive list of options derived from all assessment results.
3. Complete Needs/Wants exercise with board and administration.
4. Use exercise results to guide Facilities Committee in narrowing options.
5. Bring recommendation to board – revise as needed.

